

Poti poklicnega izobraževanja in usposabljanja

Julian Stanley
Center za izobraževanje in industrijo,
Univerza v Warwicku
Ljubljana, 22 September 2013

Destinations for Vocational Education and Training: what are they?

- The 'outcomes' of vocational education and training, e.g.
 - employment experience
 - Impact on pay (premia)
 - educational progress
 - career development
 - Happiness/fulfilment
- Rezultati poklicnega izobraževanja in usposabljanja, npr:
 - Delovne izkušnje
 - Vpliv na plače
 - Izobrazbeni napredek
 - Razvoj kariere
 - Sreča/izpolnitev

Who will use data and what for?

- Government: to hold providers to account – performance targets (linked to funding or league tables)
- Learners: to choose between programmes and colleges/schools
- Employers: to inform recruitment
- Schools/colleges: to inform curriculum and pedagogy decisions
- Vlada: za preverjanje izvajalcev (povezano s financiranjem)
- Učenci: za izbiranje med programi in šolami
- Delodajalci: za namene zaposlovanja
- Šole: za namene oblikovanja kurikulov in pedagogike

Administrative Data versus Surveys

Surveys

- Cost
- Tracking

Administrative Data

- Separate data bases: National Pupil Database, College and Work-based (ILR), HE Database
- Separate government departments
- Data security and consent

Raziskave

- Stroški
- Spremljanje

Administrativni podatki

- Ločene podatkovne baze: nacionalna baza dijakov, šole in usposabljanja na delu, baze visokega šolstva
- Ločene vladne službe
- Varnost podatkov in soglasje

English Data Collection

- Destinations for all 16 year old school leavers gathered administratively and statistics are published
- Destinations from higher education gathered administratively but not published (universities required to achieve an 80% response rate!)
- Further Education Colleges destinations judged unreliable and not published
- Zbrani so administrativni podatki o poteh 16-letnikov, ki so opustili šolanje, statistike so objavljene
- Administrativni podatki o poteh visokošolskega izobraževanja so zbrani, vendar niso objavljeni (univerze morajo doseči 80% stopnjo odgovorov!)
- Podatki o poteh nadaljnjega izobraževanja niso zanesljivi in niso objavljeni

Destinations for a Quasi Market

- Since 2012, data on FE destinations published to inform learner choices – FE Choices
 - Success rates, Learner Destinations, Learner satisfaction, Employer satisfaction
 - Learners to vote with their feet
 - Funding to follow learner
 - Od leta 2012 so podatki o poteh nadaljnega izobraževanja objavljeni za pomoč odločanju o učnih izbirah
 - Stopnje uspešnosti, poti, zadovoljstvo vključenih v izobraževanje, zadovoljstvo delodajalcev
 - Učenci glasujejo „z nogami“
 - Financiranje za sledenje poti učencev
-
- <http://fechoices.skillsfundingagency.bis.gov.uk/pages/summary.aspx?ukprn=10006463&upin=109044&ProviderAddressId=899&age=16-18#0>

How many learners passed their qualification?

16 to 18

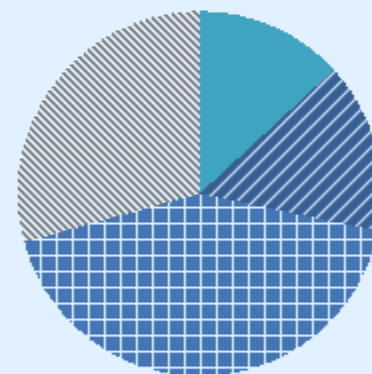
Success Rates - the percentage of learners who passed the qualification they started.

FE Long courses	85.5%
A, AS, A2 Levels	No data is available for the time period this indicator is based on
FE Short courses	86.3%
FE Very Short courses	68.4%
Intermediate Apprenticeships	74.2%
Advanced Apprenticeships	85.4%
Higher Apprenticeships	No Enrolments

What did learners do next?

All Ages Overall

Learner Destinations - the percentage of learners who continued their education or improved their career after doing their course



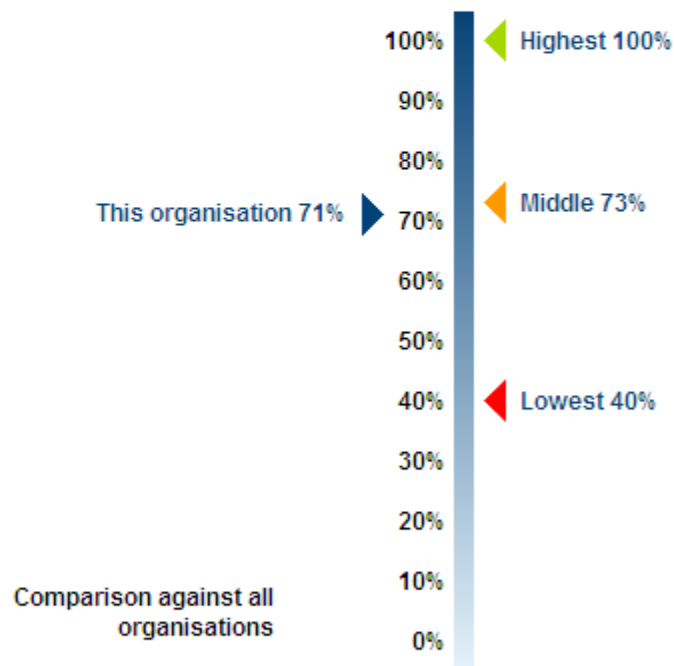
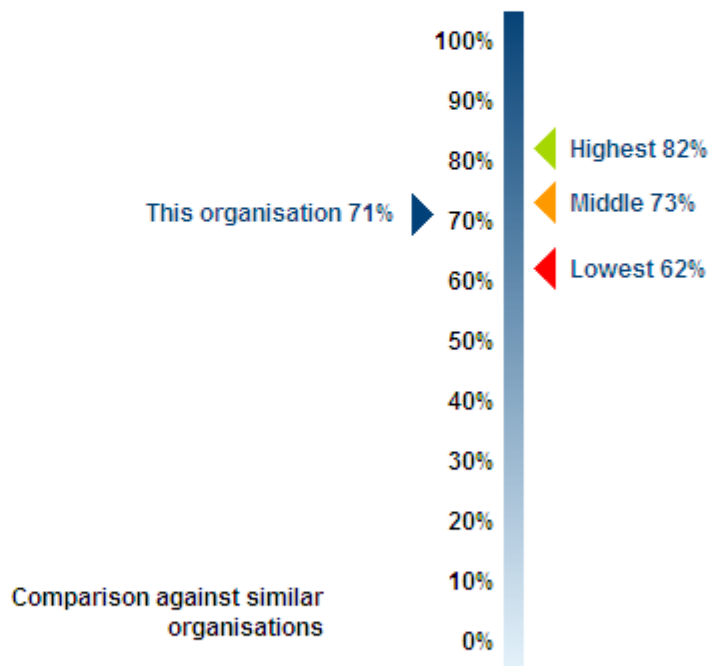
- 13% went into further learning
- 15% had learning and employment benefits
- 42% found work or improved job prospects
- 29% no reported learning/employment benefits

Learner Destinations	71%
Learning Rate	28%
Employment Rate	57%

How does this compare?



2010/11



More information on how scores were calculated is available in [Data explained](#).

[Change to table view](#)



How was FE Choices Constructed

- Linked School Destinations Data to University Destinations Data
- 15% of learners over 19 from every institution telephone surveyed – biased towards those outside education
- Survey cost: £1 million
- But
 - Use of website is low!
 - Survey costly
- Povezava med podatki o šolskih poteh na sekundarni ravni in univerzitetnih poteh
- Iz vsake institucije prek telefona anketiranih 15% učencev, starejših od 19 let – usmerjeno v tiste, ki niso vključeni v izobraževanje
- Strošek raziskave: milijon funtov
- Toda
 - stopnja uporabe spletne strani je nizka
 - raziskava je draga

Destinations & Policy

- New focus is upon progression from school to college to university through matching of 3 administrative data bases
- Reports on access to universities (by status group) and NEET
- Compares performance of schools and local authorities in relation to [higher education progression](#)
- Cost: £225, 000
- Included in [performance tables](#) alongside attainment, progress and other data
- S primerjavo treh baz administrativnih podatkov je pozornost usmerjena v napredovanje od šole do univerze
- Poročila o dostopnosti univerz (po statusnih skupinah) in tistih, ki niso vključeni v izobraževanje ali trg dela
- Primerjava učinkovitosti šol in lokalnih oblasti v zvezi z [visokošolskim napredovanjem](#)
- Strošek: 225, 000 funtov
- Vključeno v [tabelah uspešnosti](#) poleg podatkov o dosežkih in napredovanju ter drugih podatkov

Matching Tax and Learning Databases

- Government commissioned researchers to match post-secondary college and work based learners database to tax/pensions database for 2 years – 3.45m learners
- Calculated employment, benefits and earnings effects of training to course level
- Implies a lagged knowledge
- [Plans](#) to use data to encourage students to take subjects with high wage returns – will require legislation to match
- Vlada je pooblastila raziskovalce, da primerjajo bazo podatkov post-sekundarnega izobraževanja in izobraževanja ob delu z bazo podatkov o davkih/pokojninah – 3,45 milijona vključenih
- Izračun učinkov izobraževanja na zaposlovanje, ugodnosti in dohodke
- Predpostavlja „znanje z zamikom“
- Načrtovana je uporaba podatkov za vzpodbujanje študentov k izbiri predmetov, povezanih z visokimi dohodki – potrebna bo prilagoditev zakonodaje

https://www.gov.uk/government/uploads/system/uploads/attachment_data/file/32352/11-1037-reporting-on-employment-earnings-experimental-matched-data.pdf

Scotland and Wales

- Data on destinations of all *school* leavers collected by institutions according to national regulations and centrally published
- Data on (post-compulsory) college leavers collected by institutions and reported – collection is loosely regulated and not thought very accurate
- Destinations data not used in performance tables
- Data matching of major data bases envisaged in future
- Podatki o vseh, ki opustijo šolanje, skladno z nacionalnimi predpisi zbrani s strani institucij in objavljeni
- Podatki o tistih, ki opustijo sekundarno ali terciarno izobraževanje, zbrani s strani institucij in predstavljeni – zbiranje je pomanjkljivo predpisano in ni najbolj natančno
- Podatki o poteh niso vključeni v razpredelnice učinkovitosti
- V prihodnosti primerjanje glavnih podatkovnih baz

Destinations of pupils

The table below shows the destinations of pupils leaving school in 2010/11 for the school, the local authority and all of Scotland.

Leaver destination and percentages

	Blairgowrie High School	Perth and Kinross	Scotland
Higher education	29%	37%	36%
Further education	25%	26%	27%
Training	7%	5%	6%
Employment	29%	23%	20%
Unemployed, seeking employment	10%	8%	10%
Unemployed, not seeking employment	0%	1%	1%
Not known	0%	0%	0%